

Page ____ of ____.

Date: _____.

Customer: _____
 Tel: _____ Fax: _____

Colour Key

W = White
 R = Rosewood
 ROW = Rosewood on white
 LO = Light Oak
 LOW = Light oak on white
 CC = Cream on cream
 WA = White ash

Furniture





White
 Gold
 Satin
 Chrome

Spacer Bar

Silver / Bronze / Gold
 NOTE: Black if A rated

Tilt Restrictors

Bottom Sash fitted as standard
 Top Sash as optional extra. **NOT** available on grain on white

Ref	Sketch (Viewed from Outside)	Qty	Size. Including Add-Ons	Colour	Cill	Transom Drop. (From Top)	Bottom Sash Rail	Trickle Vent. (In Sash)	Rating. A or C	Glazing Detail If Georgian please select Internal/Astrical	Sash Horns	Fire Escape	Limit Restrictors	Add Ons 20/50
			Width		150	Equal As Standard	Standard	YES	A		None	YES	YES	T B
			Height		210		Deep	NO	C		Clip on Thru	NO	NO	L R
			Width		150	Equal As Standard	Standard	YES	A		None	YES	YES	T B
				Height		210		Deep	NO	C		Clip on Thru	NO	NO
			Width		150	Equal As Standard	Standard	YES	A		None	YES	YES	T B
				Height		210		Deep	NO	C		Clip on Thru	NO	NO
			Width		150	Equal As Standard	Standard	YES	A		None	YES	YES	T B
				Height		210		Deep	NO	C		Clip on Thru	NO	NO

Required Date ____/____/____

Order Ref: _____

Signed: _____

By Signing above I the customer undertake full responsibility for the order details being correct